



PHYSICIANS'
CAPITAL
INVESTMENTS



PHYSICIANS'
CAPITAL
INVESTMENTS®

“MyPhysCap”

INVESTOR PORTAL USER GUIDE
(Phase I)

Version 1.3

Author: Pedro Juan Vergne-Morell



TABLE OF CONTENTS



Section	Page
1 Introduction.....	3
2 Phased Rollout Development.....	4
3 How to Optimize Your MyPhysCap Experience:	
Web Browser Minimum Requirements.....	6
Security Certificate Instructions for MAC Users.....	6
Always Allow for Pop-ups.....	7
Manage Between MyPhysCap Pop-up Windows.....	10
4 How to:	
Register as New User.....	11
Log On.....	13
Change Your Password.....	14
Edit Your Profile.....	15
View Your Investments.....	17
View Your Transactions.....	18
View Your Documents.....	19
5 Security Statements and Logout Procedures.....	20
6 Legal Statements.....	23

SECTION 2
PHASED ROLLOUT DEVELOPEMENT

Phased Development of MyPhysCap

Throughout 2010, quarterly enhancements will be made to the online tool providing you with a more personalized and robust view of your investments and financial statements.


PCI will be working with Yardi to roll-out the MyPhysCap in three (3) phases:

Phase and Description	Image
<p>Phase I:</p> <ul style="list-style-type: none"> ○ Investor Log-in; ○ Ability to view: <ul style="list-style-type: none"> ▪ Consolidated Balance Sheet; ▪ Consolidated Income Statement (P&L); ▪ Cash Flow Statement (PCI LLC Only); ▪ Per Unit Cash on Cash Distribution; ▪ Investor Equity Report; ○ Beta Test: Early Q2 2010; ○ All Investor Access Delivery date- Mid Q2 2010. 	
<p>Phase II:</p> <ul style="list-style-type: none"> ○ Bulletin Board which allow PCI and investors to post information such as: <ul style="list-style-type: none"> ▪ The availability of units; ▪ Investor notification that he/she wishes to sell units*; ▪ Investor notification the he/she wishes to purchase units*; ▪ Private and Confidential Information and Notifications; ○ Delivery Date: Early Q3 2010. <p>*Note: PCI LLC provide services and support for the sale of existing units between investors. The Bulletin Board will only act as a facilitator of information.</p>	



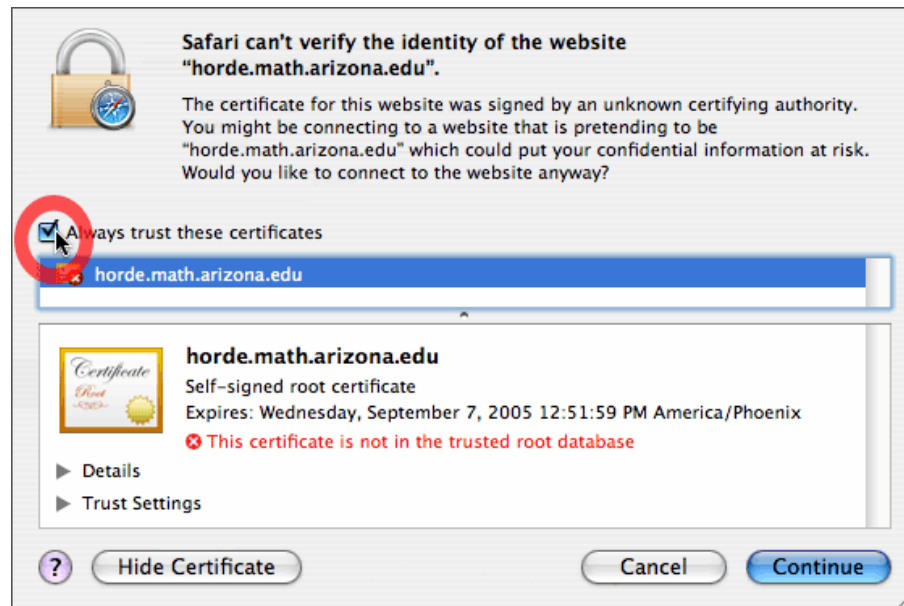
PHASED ROLLOUT DEVELOPEMENT



Phase and Description	Image
<p>Phase III:</p> <ul style="list-style-type: none">○ Investor Analytics which will allow investor to see all relevant account and portfolio information regarding their investments, results and distributions in a graphical format.○ Delivery Date: Late Q3 to Early Q4 2010.	

If you require support, please contact PCI's Investor Relations Team by sending an email to investorservices@physcap.com, or simply call PCI at 1.866.936.3089.

SECTION 3
HOW TO OPTIMIZE YOUR MyPhysCap EXPERIENCE



Note: If you do not manually add the security certificate, you may experience error messages and/or features and functionality available on MyPhysCap may not work. Depending on your account privileges, you may be asked to enter the Mac OS X administrator account name and password.


3. In order to view documents, **always allow for pop-ups** when within the MyPhysCap Investor Portal. If your web browser has blocked pop-ups from MyPhysCap, you will see the following message:
 - a. "Pop-up blocked. To see this pop-up or additional options click here..." see example below:

SECTION 3

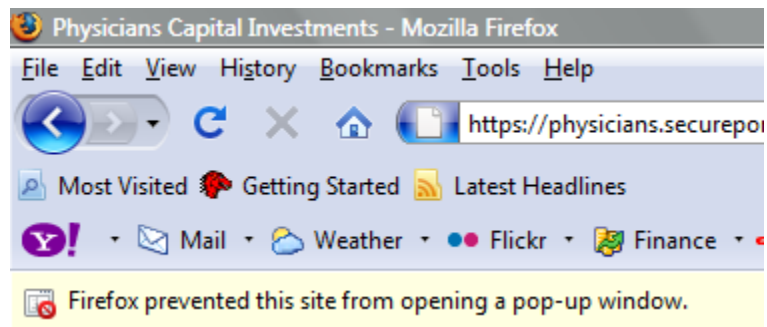
HOW TO OPTIMIZE YOUR MyPhysCap EXPERIENCE



- b. Select (Click) “Always Allow Pop-ups from This Site...”
 - i. For IE

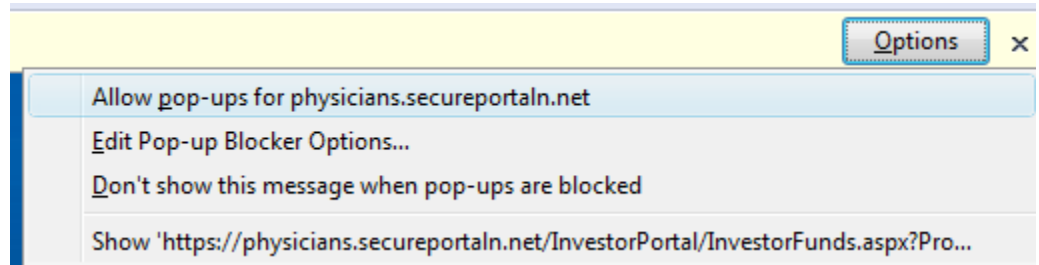


- ii. For Firefox

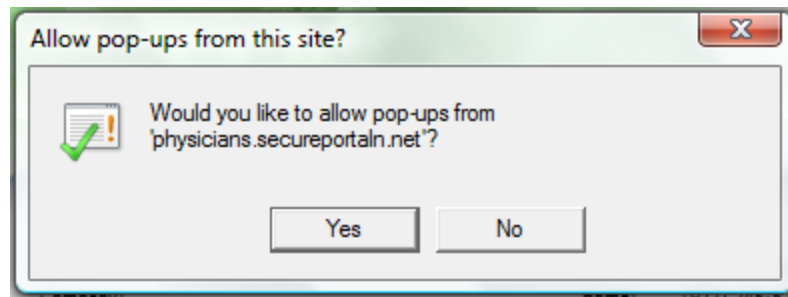




SECTION 3 HOW TO OPTIMIZE YOUR MyPhysCap EXPERIENCE



- c. Select (Click) “Yes” to confirm for IE (Note: Firefox does not request confirmation.)



***Note: If you block pop-ups from MyPhysCap, you will then not be able to view provided/requested documents. You may also be precluded from using certain features and functions which exists on MyPhysCap.*

SECTION 3

HOW TO OPTIMIZE YOUR MyPhysCap EXPERIENCE

4. How to manage between MyPhysCap pop-up windows:
 - a. MyPhysCap will only open two (2) windows at any one (1) time.
 - b. In order to move between “My Profile” Page and “My Investments” Page view, simply go to the bottom of your browser and click between the open tabs (IE 8 example shown)
 - c. When going back to “My Profile” and selecting another Investor “View”, the “My Investments” window will auto update to show the new information that has been selected.



MyPhysCap Investor Portal

My Investments

Investor: **My Investment, Inc**

Level	Investment	Start Date	Percent	Amount
Investors	Santa Fe Dialysis Complex, LP	12/31/2009	5.00	25,000.00
Investors	Bryan Complex, LP	11/06/2009	5.00	30,000.00
Investors	Kaufman Complex, LP	07/14/2009	5.00	25,000.00
Investors	Physicians' Capital Investments, LLC	10/30/2008	0.40	120,000.00

« Prev | 1 | Next »

Internet | Protected Mode: On

Physicians Capital L... Physicians Capital L... Desktop

In order to view your primary My Profile Investment Page, simply toggle to the other page by selecting the tab.



SECTION 4
REGISTER AS NEW USER



- v. Email Address- Please note that email address which is entered needs to match the email address where your registration code was sent;
- vi. Registration Code- This should be entered exactly as it appears from your email;
- vii. Word Verification;
- viii. Select "Submit" in order to complete registration

Registration

User Name*

Password*

Confirm Password*


Security Question*

Security Answer*

Email Address*

Registration Code*

Word Verification*
Type the characters you see in the picture below.
(Characters are case-sensitive)



Try a new code

* Required field

- e. Once your registration have been verified, you will be directed to "My Profile" where you will then be able to:
 - i. View your investments;
 - ii. Change Password;
 - iii. Edit Profile- You are only able to modify your personal information, not information related to your investments*.

**Note: If information which you wish to edit (modify) is not available for editing via MyPhysCap, please contact PCI Investor Services by either calling us at 1.866.936.3089 or sending PCI an email with your requested changes to investorservices@physcap.com*



SECTION 4
HOW TO CHANGE YOUR PASSWORD

←—————→
If you would like to change your temporary password, please follow the next set of steps:

- a. Select "Change Password";
- b. Enter Password that has been assigned to you by PCI within the "Current Password" field;
- c. Enter and confirm your new password within corresponding fields.

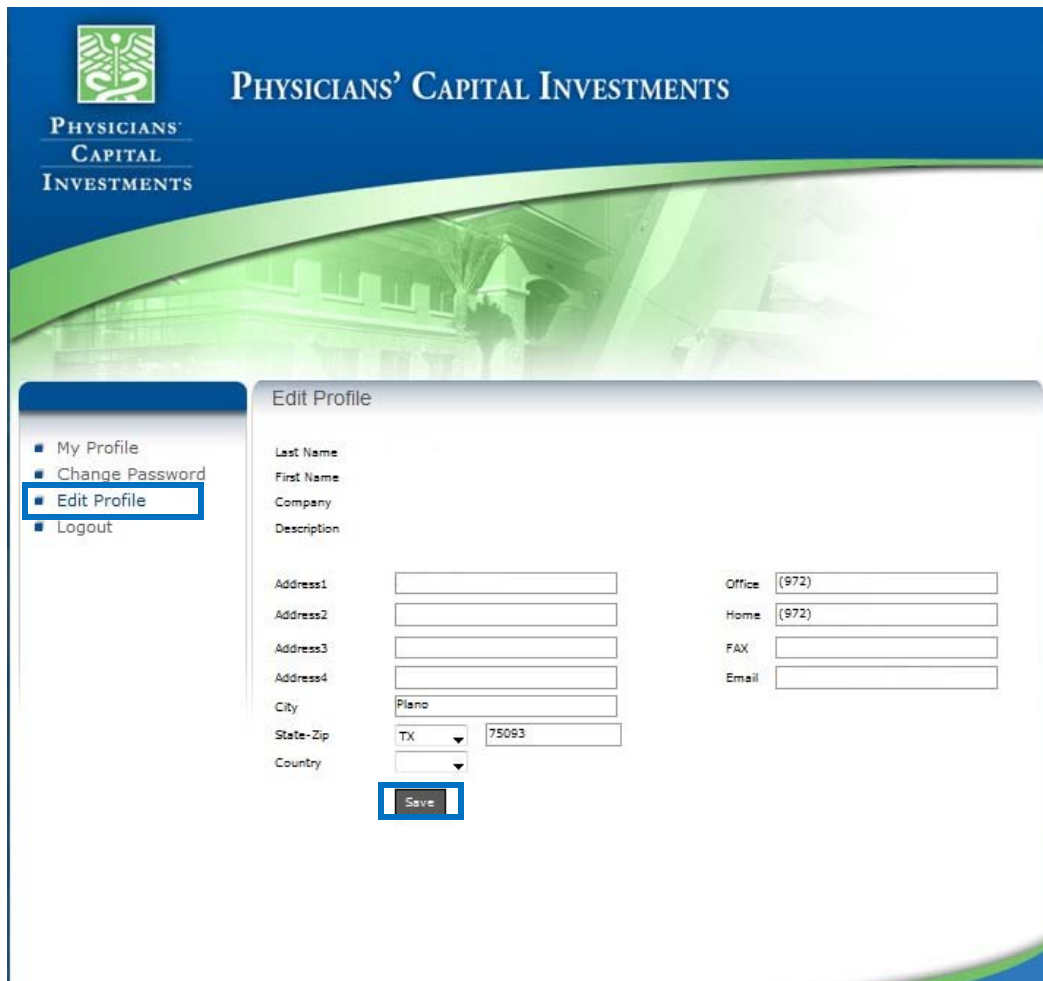
The screenshot shows the 'Change Password' page of the Physicians' Capital Investments portal. The page has a blue header with the company logo and name. On the left, a navigation menu includes 'My Profile', 'Change Password' (highlighted with a blue box), 'Edit Profile', and 'Logout'. The main content area is titled 'Change Password' and contains three input fields: 'Current Password*', 'New Password*', and 'Confirm Password*'. Below these fields are 'Update' and 'Back' buttons. A note at the bottom states '* Required field'.

SECTION 4
HOW TO EDIT YOUR PROFILE

←—————→

If you would like to edit (modify)* information regarding your investor account, please follow the next set of steps:

- a. Select “Edit Profile”;
- b. Enter information that you would like to have updated or added to your profile;
- c. Once you have reviewed information that has been entered, please select “Save”.



The screenshot shows the 'Edit Profile' page for Physicians' Capital Investments. The page header includes the company logo and name. A navigation menu on the left lists 'My Profile', 'Change Password', 'Edit Profile' (highlighted with a blue box), and 'Logout'. The main form area contains the following fields:

- Last Name
- First Name
- Company
- Description
- Address1
- Address2
- Address3
- Address4
- City (pre-filled with 'Plano')
- State-Zip (pre-filled with 'TX' and '75093')
- Country
- Office (pre-filled with '(972)')
- Home (pre-filled with '(972)')
- FAX
- Email

A 'Save' button is located at the bottom of the form.

**Note: If information which you wish to edit (modify) is not available for editing via MyPhysCap, please contact PCI Investor Services by either calling us at 1.866.936.3089 or sending PCI an email with your requested changes to investorservices@physcap.com*



HOW TO VIEW YOUR INVESTMENTS



Your investments, within an “Investing Entity” (i.e., My Investment, Inc.), are shown in descending order of date when investment made (a.k.a. Start Date).

Following are descriptions for each column:

- a. Investment- Name Assigned to investment as shown in offering material;
- b. Start Date- Date in which your investment request was officially “accepted” for the respective investments;
- c. Percent- The percent (typically in relation to 100 units) which you own in corresponding “Investing Entity”;
- d. Amount- The dollar amount you invested.

Level	Investment	Start Date	Percent	Amount
Investors	Santa Fe Dialysis Complex, LP	12/21/2009	5.00	25,000.00
Investors	Bryan Complex, LP	11/06/2009	5.00	30,000.00
Investors	Kaufman Complex, LP	07/14/2009	5.00	25,000.00
Investors	Physicians' Capital Investments, LLC	10/20/2008	0.40	120,000.00

« Prev | 1 | Next »

SECTION 4
HOW TO VIEW YOUR TRANSACTIONS



Your transactions, within an “Investing Entity” (i.e., My Investment, Inc.), are defaulted to be shown in alphabetical descending order (A through Z) by “Investment” name (i.e., Santa Fe Dialysis Complex, LP).

You may also view an Investing Entity’s transactions by “date” by select the following pull down toggle (▾). When selected your transactions will be reordered in descending order of date when transaction made (i.e., Distribution, etc.).

Following are descriptions for each column:

- a. Investment- Name Assigned to investment;
- b. Date- Date in which transaction occurred;
- c. Transaction- Description of transaction type which occurred. Following are definitions of some transaction types:
 - a. Distribution- Monies paid out by entity to investor based on number of units held;
 - b. Contribution- Monies paid-in by investor for the purchase of units;
 - c. Return of Capital- Monies returned to investor from sale or liquidation of invested entity;
- d. Amount- The dollar amount you received from indicated investment.



CAPITAL INVESTMENTS

MyPhysCap Investor Portal

My Investments
My Transactions
Documents

Transactions

Sort By: Investment ▾
Investment
Date

Investment	Date	Transaction	Amount
Bryan Complex, LP	11/06/2009	Contribution	30,000.00
Illinois Complex, LP	11/05/2009	Return of Capital	32,000.00
Illinois Complex, LP	06/25/2009	Contribution	30,000.00
Kaufman Complex, LP	01/31/2010	Distribution	1,060.45
Kaufman Complex, LP	07/14/2009	Contribution	25,000.00
Physicians' Capital Investments, LLC	01/31/2010	Distribution	424.00
Physicians' Capital Investments, LLC	10/30/2008	Contribution	120,000.00
Santa Fe Dialysis Complex, LP	12/31/2009	Contribution	25,000.00



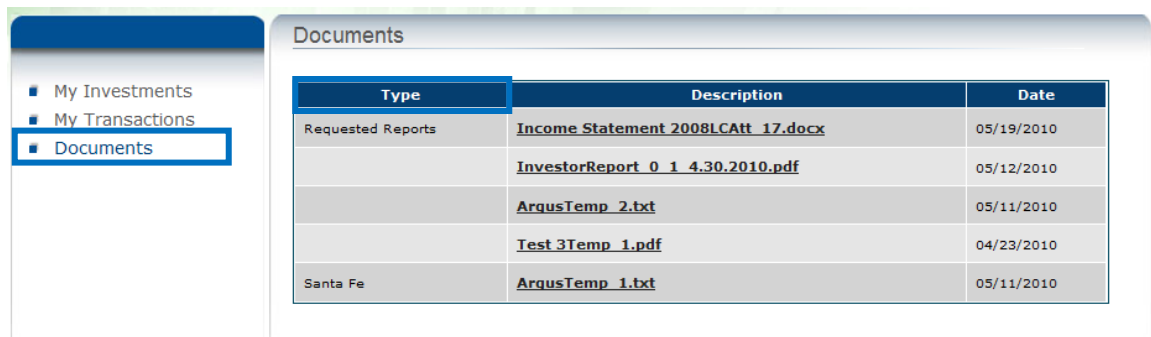
SECTION 4
HOW TO VIEW YOUR DOCUMENTS



Your documents, within an “Investing Entity” (i.e., My Investment, Inc.), are shown in descending order by “Type” (i.e., Santa Fe, Dialysis Complex, LP, Investor Report, Financial Report, etc.).

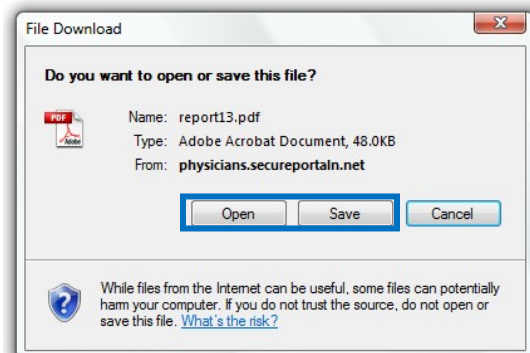
In order to view the investments for “My Investment, Inc.”, please follow the next set of step:

- a. Select document name under “Description” column by clicking on title:



Type	Description	Date
Requested Reports	Income Statement 2008LCatt 17.docx	05/19/2010
	InvestorReport 0 1 4.30.2010.pdf	05/12/2010
	ArgusTemp 2.txt	05/11/2010
	Test 3Temp 1.pdf	04/23/2010
Santa Fe	ArgusTemp 1.txt	05/11/2010

- b. You will then be prompted to:
 - a. “Open” the Document and later save to you computer after viewing;
 - b. “Save” the Document directly to your computer prior to viewing.





SECTION 5

SECURITY STATEMENT & LOGOUT PROCEDURES

PCI provides each User a unique user name and password that must be entered each time a User logs on. PCI (through Yardi Systems) issues a session "cookie" only to record encrypted authentication information for the duration of a specific session. The session "cookie" does not include either the username or password of the user. PCI through Yardi Systems does not use "cookies" to store other confidential user and session information.

For security reasons, PCI recommends that you always Log Out when leaving your computer unattended.

In order to Log Out, please follow the next step:

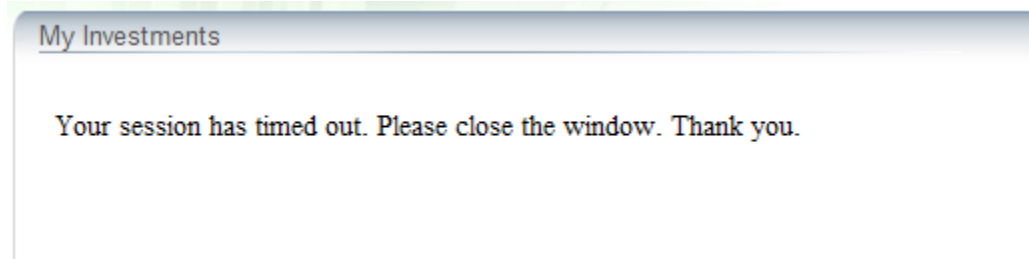
- a. Select "Log Out".

The screenshot displays the Physicians' Capital Investments user interface. At the top, there is a blue header with the company logo and name. Below the header, a navigation menu is visible on the left side, listing options: My Profile, Change Password, Edit Profile, and Logout. The 'Logout' option is highlighted with a blue border. The main content area shows a 'Change Password' form with three input fields labeled 'Current Password*', 'New Password*', and 'Confirm Password*'. Below the input fields are 'Update' and 'Back' buttons. A note at the bottom of the form indicates '* Required field'.



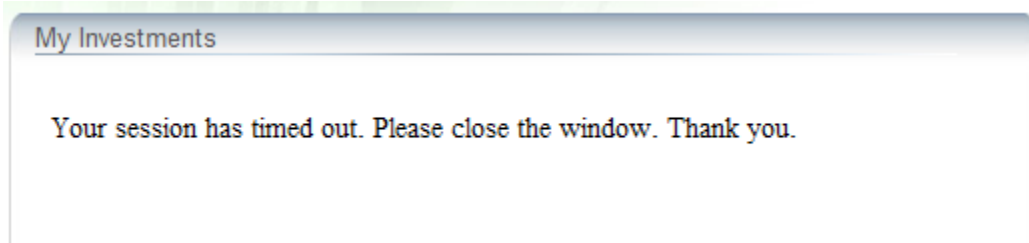
SECTION 5
SECURITY STATEMENT & LOGOUT PROCEDURES

←—————→
Upon successfully logging out, you will see the following message:



In order to continue a session, you will need to Log in (See Log in Instructions).

As part of our session management, your session with MyPhysCap will time out after 15 minutes of inactivity. When your session has timed out you will see the following message:



In order to continue a session, you will need to Log in (See Log in Instructions).

MyPhysCap Investor Portal features, functionality and launch date are subject to change without prior notice.

Copyright © 2010 Physicians' Capital Investments, LLC. All Rights Reserved. Third party marks that may appear are for identification purposes only and are the property of their respective companies.

All investments involve risks, including the loss of principal invested. Past or present performance does not guarantee future results or success. Before investing, be sure to carefully consider the investment objectives, risks, charges and expenses involved. Consult your Financial Advisor before investing.

Nothing herein is to be construed as an offer or solicitation by PCI, LLC. Any offer will only be made via an official written offering document and only in jurisdictions where we are authorized to do business.

Please refer to your corresponding investment's Confidential Private Offering Memorandum (CPOM) for information concerning your investments.

BY ACCESSING AND USING THIS MyPhysCap Investor Portal, YOU ARE AGREEING TO BE LEGALLY BOUND BY THE TERMS OF USE, DISCLAIMERS OF WARRANTIES, LIMITATIONS ON LIABILITY, and INDEMNITY of PCI, LLC.

TERMS OF USE

Your authorization to use this Web site is based on your continued investor status. If your investor status terminates (regardless of reason), you are no longer authorized to use this portion of the Web site. By logging into this investor portion on the Web Site, you certify that you are currently an authorized investor in Physicians' Capital Investments, LLC or one of its affiliated investment entities.

DISCLAIMERS OF WARRANTIES

YOU AGREE THAT YOUR ACCESS TO, AND USE OF, THE SERVICES AND THE CONTENT IS ON AN "AS-IS", "AS AVAILABLE" BASIS. MyPhysCap.com and PCI, LLC SPECIFICALLY DISCLAIM ANY REPRESENTATIONS OR WARRANTIES, EXPRESS OR IMPLIED, INCLUDING, WITHOUT LIMITATION, ANY REPRESENTATIONS OR WARRANTIES OF MERCHANTABILITY OR FITNESS FOR A PARTICULAR PURPOSE.

MyPhysCap.com and its owner do not give tax or investment advice or advocate the purchase or sale of any security or investment. You should always seek the assistance of a professional for tax and investment advice. Certain information and data provided in connection with these services may be delayed as specified by financial exchanges or Information Providers. MyPhysCap.com, its owner and the



SECTION 6
LEGAL STATEMENTS

Information Providers furnish the information available in connection with these services without responsibility for accuracy and you agree that errors or omissions contained in such information shall not be made the basis for any claim, demand or cause of action against MyPhysCap.com, its owner or any Information Provider. Physcap.com and MyPhysCap.com may link to web sites, blogs or services from other individuals or companies, or offer you the ability to download software from other individuals or companies. You agree that MyPhysCap.com and its owner are not responsible for, and do not control, those web sites, blogs, services and software. The services include facts, views, opinions and recommendations of individuals and organizations deemed of interest. Neither MyPhysCap.com nor its owner nor the Information Providers guarantees the accuracy, completeness or timeliness of, or otherwise endorses, these facts, views, opinions or recommendations, gives investment advice, or advocates the purchase or sale of any security or investment.

FINRA DISCLAIMERS

Physicians Capital Investments, LLC ("PCI") is affiliated with Richfield Orion International, Inc. ("Richfield Orion"), a FINRA registered Broker/Dealer. As such, neither PCI nor Richfield Orion accepts buy, sell or cancel orders by e-mail, or any instructions by e-mail that would require your signature. Information contained in this communication is not considered an official record of your account and does not supersede normal trade confirmations or statements. Any information provided has been prepared from sources believed to be reliable, does not represent all available data necessary for making investment decisions and is for informational purposes only. This website may be privileged and/or confidential, and neither PCI nor Richfield Orion waives any related rights and obligations. Any distribution, use or copying of this website's information or the information it contains by other than an intended user of the website's information is prohibited. If you receive any unintended information in error, please advise Leete Jackson immediately at (214) 315-5175 or Leete.Jackson@RichfieldOrion.com. Information received by or sent from this system is subject to review by supervisory personnel, is retained and may be produced to regulatory authorities or others with a legal right to the information. E-mail messages are not encrypted. As such, client sensitive information sent to or received from your Richfield Orion International, Inc. Registered Representative electronically may not be secure.

LIMITATIONS ON LIABILITY

NEITHER MYPHYSCAP.COM, NOR ITS OWNER, NOR ANY INFORMATION PROVIDER, NOR ANY OF THEIR RESPECTIVE SUBSIDIARIES, AFFILIATES, SHAREHOLDERS, DIRECTORS, OFFICERS, EMPLOYEES AND LICENSORS (THE "EXCLUDED PARTIES") WILL BE LIABLE (JOINTLY OR SEVERALLY) TO YOU OR ANY OTHER PERSON AS A RESULT OF YOUR ACCESS OR USE OF THE SERVICES FOR INDIRECT, CONSEQUENTIAL, SPECIAL, INCIDENTAL, PUNITIVE, OR EXEMPLARY DAMAGES, INCLUDING, WITHOUT LIMITATION, LOST PROFITS, LOST SAVINGS AND



SECTION 6
LEGAL STATEMENTS



LOST REVENUES WHETHER OR NOT CHARACTERIZED IN NEGLIGENCE, TORT, CONTRACT, OR OTHER THEORY OF LIABILITY, EVEN IF ANY OF SUCH EXCLUDED PARTIES HAVE BEEN ADVISED OF THE POSSIBILITY OF OR COULD HAVE FORESEEN ANY OF THE EXCLUDED DAMAGES, AND IRRESPECTIVE OF ANY **FAILURE OF AN ESSENTIAL PURPOSE OF A LIMITED REMEDY**. IF ANY APPLICABLE AUTHORITY HOLDS ANY PORTION OF THIS SECTION TO BE UNENFORCEABLE, THEN THE EXCLUDED PARTIES' LIABILITY WILL BE LIMITED TO THE FULLEST POSSIBLE EXTENT PERMITTED BY APPLICABLE LAW. You understand and agree that your use of the services is at your sole risk.

INDEMNITY

You agree to indemnify and hold MyPhysCap.com and its owner, affiliates, officers, agents, partners and the Information Providers harmless from any claim or demand, including reasonable attorneys' fees, made by any third party due to or arising out of user content you upload, post, submit or otherwise make available through the services, your use of the services, and your violation of this Agreement.